

# Essential Commercial TV with Multiple Use

## LT340C(NA)

LG Commercial Lite TVs are specially designed for hospitality and business. Your guests and customers will welcome the LT340C's user-friendly interfaces and superb image and video quality.



\* Actual product appearance may differ from the above simulated scene.

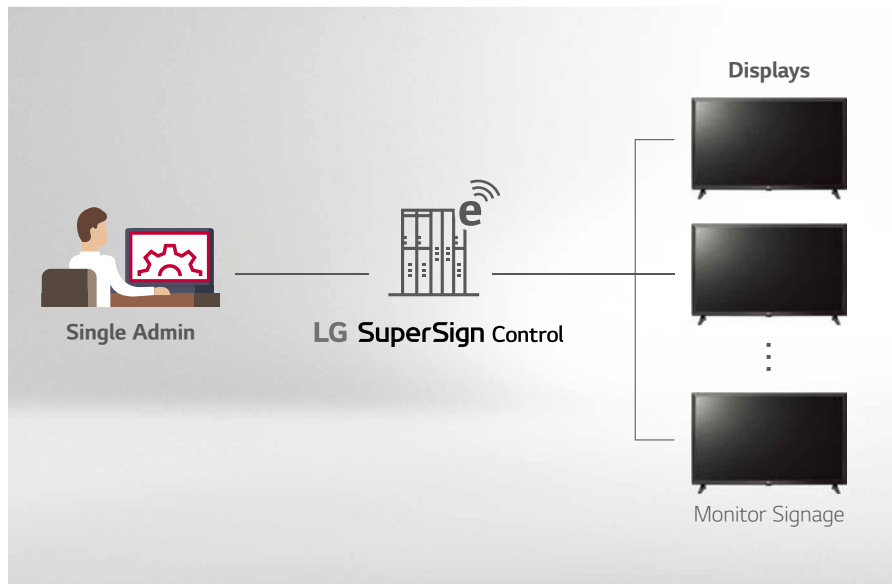
Essential Commercial TV with Multiple Use

## LT340C(NA)

### VALUE-ADDED SOFTWARE SOLUTION

#### SuperSign Control

SuperSign Control is a basic control software. Up to 100 displays are controlled by one account with a single server. Essential factors such as power, volume, scheduling can be remotely adjusted, with firmware updates supported.



### SIMPLE CONTENT MANAGEMENT

#### USB Data Cloning

USB data cloning makes managing multiple displays more efficient for optimal operation, since users don't have to set up each display one by one. Once users copy data to a USB in one display, it will be easily distributed to others through a USB plug-in.



Essential Commercial TV with Multiple Use

## LT340C(NA)

### EASIER MAINTENANCE

#### Real-Time Remote Monitoring

In case of malfunctions or errors, real-time remote care is available. When an error occurs, a notification can be sent through the SNMP(Simple Network Management Protocol) protocol.

#### Power & Network in One Line

WOL(Wake-on-LAN) enables users to send a message through network to turn on displays. This greatly simplifies the installation and maintenance processes as only a single wire is required for power and network connection.





Essential Commercial TV with Multiple Use

## LT340C(NA)

### BETTER USABILITY

#### Compatibility with AV Control Systems

This LG TV has Crestron Connected® Certification, a function that is dedicated to meeting room and that meets the growing need in corporate meeting space market.



#### DPM (Display Power Management)

From now on, you can configure the DPM (Display Power Management) function by setting the function to on. When there is no signal, the TV enters DPM mode to manage power efficiently.



\* It is a network based control system.  
Available AV control systems may differ by regions.

Essential Commercial TV with Multiple Use

## LT340C(NA)

### VALUE ADDED FEATURES

#### Time Scheduler

---

Create your own time scheduler of your Commercial TV. Once you set opening / closing hours and holidays, the TV will turn on/off according to work schedule.



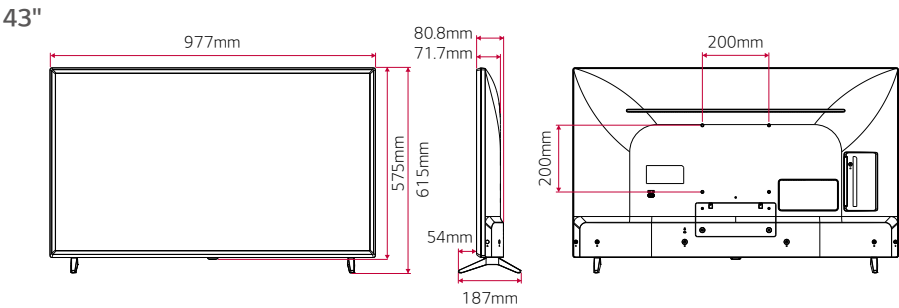
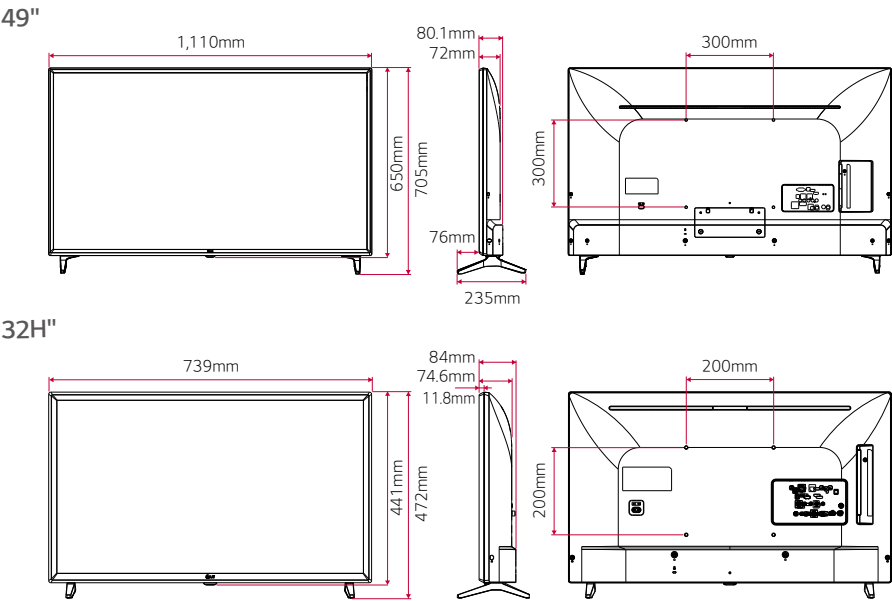
#### External speaker out

---

Enhance the entertainment experience by adding an additional speaker. Guests listen to and control the TV audio from anywhere in the business areas, including restrooms.


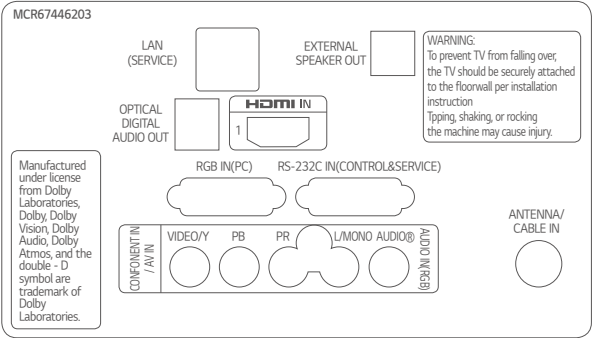


DIMENSION


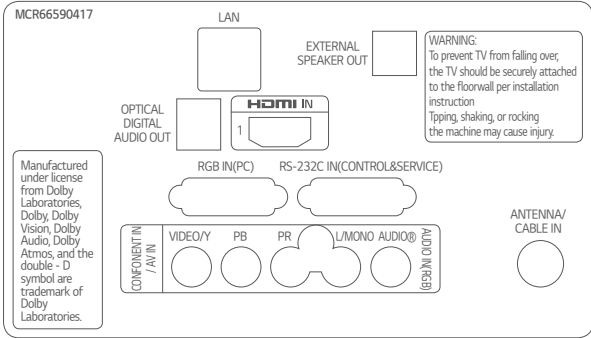


CONNECTIVITY

49" / 43"



32H"



\* Dimensions & Jack Panels (Read/Side) may differ from the above image, so please contact LG salesteam to verify before ordering.

## SPECIFICATIONS

		49LT340C	43LT340C	32LT340C
DESIGN	Stand Type	2 Pole	2 Pole	2 Pole
	Front Color	Ceramic BK	Ceramic BK	Ceramic BK
DISPLAY	Inch	49"	43"	32"
	Resolution	1,920 x 1,080	1,920 x 1,080	1,366 x 768
	Backlight Unit Type	Direct BLU	Direct BLU	Direct BLU
BROADCASTING SYSTEM	Digital	• (ATSC / Clear QAM / VSB)	• (ATSC / Clear QAM / VSB)	• (ATSC / Clear QAM / VSB)
VIDEO	HDR / HDR Dolby Vision	-	-	-
AUDIO	Audio Output	10W + 10W	10W + 10W	5W + 5W
	Speaker System	2.0 ch	2.0 ch	2.0 ch
SUPERSIGN SW COMPATIBILITY		Control and Monitoring Software (Control)		
HOSPITALITY FEATURES		USB Cloning, WOL, SNMP, Diagnostics(USB), SI Compatible(TVLink Interactive), HTNG-CEC(1.4), HDMI-CEC(1.4), Multi IR Code, Hotel Mode / PDM / Installer Menu, Welcome Video / Screen, External Speaker Out, RJP Compatibility, Auto Off / Sleep Timer, Smart Energy Saving, Motion Eye Care, Chromecast Dongle Anti-theft Cover(optional), Crestron Connected® (Network Based Control), DPM, Time Scheduler		
JACK INTERFACE	Set Side	HDMI In (1.4), USB (2.0)		
	Set Rear	HDMI In 1.4, RF In, AV In, Digital Audio Out, PC Audio Input , RS-232C, RJ45, External Speaker Out		
DIMENSION (UNIT : mm)	Vesa	300 x 300	200 x 200	200 x 200
	W x H x D / Weight (with stand)	1,110 x 705 x 235 / 11.4	977 x 615 x 187 / 8.1	739 x 472 x 168 / 4.9
	W x H x D / Weight (without stand)	1,110 x 650 x 72 (81.1) / 11.3	977 x 575 x 71.7 (80.8) / 8	739 x 441 x 74.6 (84) / 4.85
	W x H x D / Weight (Shipping)	1,193 x 770 x 158 / 13.4	1,060 x 660 x 152 / 10.5	812 x 510 x 142 / 6.1
POWER (UNIT : WATTS)	Voltage, Hz	120V, 50 / 60Hz	120V, 50 / 60Hz	120V, 50 / 60Hz
	Typical	TBD	TBD	TBD
	Stand-by	41	34	24

\* Specifications are subject to change without notice, so please contact LG salesteam to verify before ordering.



Download  
LG Information Display  
Mobile App

Google Play Store

[www.lg.com/b2b](http://www.lg.com/b2b)  
[www.youtube.com/c/LGCommercialDisplay](https://www.youtube.com/c/LGCommercialDisplay)  
[www.facebook.com/LGInformationDisplay](https://www.facebook.com/LGInformationDisplay)  
[www.linkedin.com/company/LGInformationDisplay](https://www.linkedin.com/company/LGInformationDisplay)

LG may make changes to specifications and product descriptions without notice.  
 Copyright © 2019 LG Electronics Inc. All rights reserved. "LG Life's Good" is a registered trademark of LG Corp.  
 The names of products and brands mentioned here may be the trademarks of their respective owners.

